

PRINCE EDWARD COUNTY'S

VitalSigns®

Measuring what matters. Inspiring collective action.

Read the full report
at PECdata.ca



2022

TOWARD SUSTAINABLE CHANGE



The County Foundation is pleased to present the 2022 Prince Edward County Vital Signs Report.

Vital Signs is a national program, led by community foundations and coordinated by Community Foundations of Canada to leverage local knowledge, measure the vitality of our communities and support action towards improving our collective quality of life.

This evidence-based snapshot of the community at this point in time is intended to promote awareness of community conditions, trends, successes and challenges and what is being done to address them.

Report Highlights:

- changes accelerated by the pandemic
- population and demographic shifts
- successes and challenges
- how Prince Edward County is recovering, adapting and preparing for the future.

The County Foundation

35 Bridge Street, Suite 107, P.O. Box 24
Picton, Ontario K0K 2T0
613.519.4470 thecountyfoundation.ca

Charitable BN 843496290RR0001

Contents



COMMUNITY	p. 3
HOUSING	p. 4
ECONOMY	p. 5
HEALTH & WELL-BEING	p. 6
EDUCATION	p. 7
FOOD SECURITY	p. 8
SAFETY & JUSTICE	p. 9
TRANSPORTATION	p. 10
ENVIRONMENT	p. 10

Vital Impact p. 11

Sponsors p. 12

Acknowledgements p. 12

Call to Action p. 12



Vital Signs® 2022

The Vital Signs theme this year is a follow-up to the Covid-19 Impact Report in 2021, with the lens of navigating change. We can do more than recover by being aspirational rather than returning to the status quo that did not work for many people in our community nor for our environment.

Purpose

Vital Signs reports hopefully spark community discussion and inspire community action. This relevant and timely information informs decision-making by community leaders and the Foundation, and identifies opportunities for funding, collaboration and support from within the community.

Methodology

Data is drawn from quantitative and qualitative primary and secondary sources. Statistical data was gathered from a variety of sources at the national, provincial and municipal levels as well as from studies by community and regional organizations. For the purposes of this report, statistical data is drawn primarily from Statistics Canada unless otherwise noted. **The complete bibliography is online.**

From the wealth of data surveyed and the input of our Advisory Committee, we carefully chose our areas of study and selected indicators for them based on:

- availability and consistency of data
- reputation and reliability of the source
- how current the data was
- relevance to our community
- suitability of the data to be tracked for future comparisons.

Information that is specific to Prince Edward County (PEC); combined with Hastings County (HPE); or with Lennox and Addington County (PELA) is indicated throughout.

Sustainable Development Goals (SDGs)

SDGs are referenced within the Vital Signs indicators, in alignment with the work of Community Foundations of Canada and other global organizations, to achieve a better and more sustainable future for all. SDGs address global challenges of poverty, inequality, climate change, environmental degradation, peace and justice.

SUSTAINABLE DEVELOPMENT GOALS



Indigenous Land Acknowledgement

The County Foundation does its work in and from the traditional territory of Huron-Wendat, Anishinaabe, and Haudenosaunee peoples. These peoples agreed to mutual sharing obligations and responsibilities as stewards of the land and water. We recognize that these are now our shared obligations working in partnership with our current neighbours, the Mohawk Bay of Quinte peoples.



Sustainable Development Goal (SDG) 10. Reduce inequalities. Ensure no one is left behind. SDG 11. Make communities inclusive, safe, resilient and sustainable.

Prince Edward County, known to many as “The County”, is a single-tier municipal government with city status that handles all municipal services. This predominately rural municipality is nearly self-contained as an island, encompassing approximately 1,050 square kilometres with over 800 kilometres of shoreline.

Population



25,704

+ 7,475

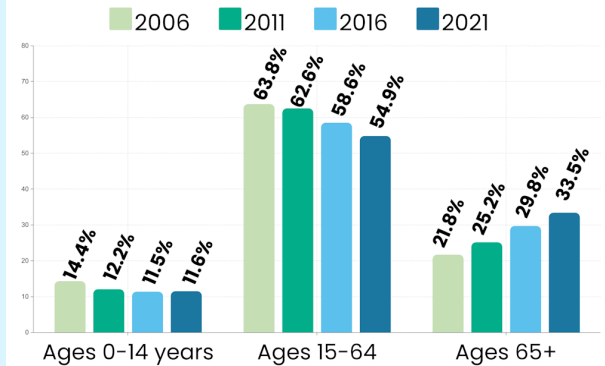


PEC's permanent population of 25,704 increased 3.9 percent between 2016 and 2021. This is a positive trend after a decade of population decline.

In addition, 7,475 seasonal residents make PEC their part-time home during the year, comprising 23% of the total population. (Municipal Property Assessment Corp., 2018) By 2038, seasonal residents are projected to account for 31% of the overall population. (PEC Official Plan)

PEC is a popular tourism destination, with an estimated 650,000 visitors a year. (Govt. of Canada)

Population Shifts by Age



The County's senior population is the fastest growing age group. The decline in the youth age group has flattened for the first time in 10 years, while the workforce age population continues to decrease.

PEC 56.8
ON 41.6
Median Age

With a median age 15.2 years older than the province, PEC has one of the oldest populations in Ontario.

As in the rest of Canada, PEC is facing a demographic squeeze as aging baby boomers (born between 1946 and 1965) retire, leaving a large void in the labour force. As this large swath of the population ages, there will also be increased pressure on the health care system.




Population Growth

Child Care waiting list

155



Many families moved to PEC during the pandemic, contributing to a boost of 80 children under 9 years of age. The **HUB Child & Family Centre** increased registrations by 54% and the waiting list has grown from 0 to 155.



Housing starts are projected to increase by over 300% in the next 5 years to keep up with demand, compared to the past 6 years. (PEC Development Services Dept)

What are the implications of population changes on PEC's service and infrastructure demands? ... for health care, child care, cultural changes, sense of belonging?



Building a Community Where Everyone Belongs – What Is Being Done

A sense of belonging is important to build safe, vibrant communities, and it brings purpose to our lives. These local organizations promote a sense of belonging by fostering inclusion.

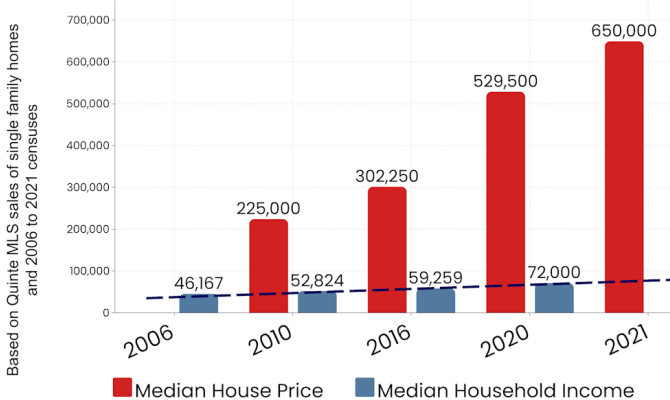
- **All Welcome Here (AWH) Rural BIPOC Association** is focused on linking people of colour, anti-racist education, and pathways to local anti-racism action.
- **Discover YOUTH!** is an all-inclusive weekly drop-in for 2SLGBTQIA+ youth and allies.
- **Recreation Outreach Centre (ROC)** provides a supportive environment for about 375 youth, with 70% of those from low income households.
- **Community Care for Seniors Association** assists more than 3,000 older adults to stay well, stay safe, stay home and stay connected.
- **PEC Newcomers Club** at PEC Libraries is an opportunity to meet new friends and find local information.
- **Volunteer + Info HPE** connects the community with information and volunteers, many of whom are seniors.
- **PEC Accessibility Advisory Committee** works toward making our community barrier-free and inclusive.
- **Community Living Prince Edward** provides supports and services to over 500 people with disabilities, in an inclusive and welcoming community.



SDG 11.1 Ensure access for all to adequate, safe and affordable housing.

As in the rest of Canada, PEC is facing an unprecedented housing crisis, disproportionately affecting those who are already economically vulnerable. In recent years, house purchases by second-home buyers, retirees and investors pushed PEC house prices higher and decreased the supply of affordable housing. This trend was accelerated during Covid-19 with the mass exodus from cities to rural areas. High house prices are putting even more pressure on the rental market.

House Prices are Outpacing Local Incomes



While PEC median after-tax household income increased by only 36% from 2010 to 2020, median house sales prices increased by 135% in the same timeframe.

Key: Renting - 19.5% Increase over 2 Years

The lack of available affordable homes in PEC puts pressure on the rental market. As at June 2022:

- 19.5% increase in the median market rent since 2020
- Median market rent for a 2-bedroom unit is \$1,476
- **The vacancy rate is almost nil at 0.2%**, the 4th lowest in Ontario. (Ontario Rental Association)

Housing Waiting List - 884 - as of July 2022

for housing through PELA Social Services

- 242 Rent-Geared-to-Income (RGI), Affordable Units and Market Rent Units in Picton and Wellington
- 50 Rent Subsidized Units



Waiting List
4 to 6 years



House Prices are Higher than Neighbouring Communities

The PEC median house price is 25% higher than in neighbouring regions.

2,225 Private Dwellings are NOT Occupied by the Usual Residents

16.4% of the housing inventory (2,225 of 11,332 dwellings) may be in use as second homes or vacation rentals. This is high compared to Toronto and Ontario both at 7.4%.



The Ripple Effect

- Pressure from developers and investors is resulting in "gentrification" of neighbourhoods and displacement of current residents.
- The PEC labour market is also affected. 27% of businesses surveyed in 2019 were unable to hire potential employees due to a lack of affordable housing options in the region. (PEC Attainable Housing Report)

Inflation is Threatening Housing Stability



With rising inflation, 56% of Canadians are very (30%) or somewhat (26%) concerned about whether they can afford housing or rent. (Statistics Canada, *The Daily*)

More People are Homeless

The PEC Homeless count as of November 2021 had increased to 45+, up from 32 in 2018. For every one person identified as homeless, there are likely between three to five others.



(PELA Social Services, *Point in Time Count Homelessness Report 2021*)

Housing - What Is Being Done

- **Several affordable housing developments are planned** for the next 5 years. (PEC Affordable Housing Corporation)
- A **Capital Facilities Bylaw** (proposed) could encourage private sector and not-for-profit affordable housing development.
- **Use of e-Permitting Software** will automate and speed up the building permit process.
- A **Secondary Suites** pilot project will help to ease the housing and rental shortages.
- **Zoning Bylaw Changes** allow for more affordable/attainable housing developments and worker accommodation.
- A **PEC Housing Case Manager** has been hired by Prince Edward-Lennox & Addington Social Services.

Can more be done to help connect people with housing resources?

Are there alternative housing solutions eg. co-housing, homeshare match-up programs?



ECONOMY

Read the Economy details at PECdata.ca

SDG 1: End poverty in all its forms everywhere.

SDG 8. Ensure sustained and inclusive economic growth to drive progress, create decent jobs for all and improve living standards.

Economic growth does not automatically translate into better living standards. Achieving greater job quality, reducing poverty, and providing access to health care, education, affordable housing and food security will raise well-being for everyone.

PEC Income Indicator	2015	2020	Ontario 2020
median after-tax income of households	\$ 59,259	\$ 72,000	\$ 79,500
prevalence of low income (defined as less than 50% median after-tax household income)	13.5%	10.1%	10.1%
• children (under 17)	17.1%	10.8%	11.5%
• ages 18-64	14.2%	9.9%	9.1%
• ages 65+	10.5%	10.2%	12.1%
living wage (Ontario Living Wage Network)		\$17.95	
minimum wage	\$11.40	\$15.00	

Statistics Canada has warned that these 2020 census data are complicated due to employment income dropping and being compensated for by government employment supports.

PEC median income lags behind the province by 10.4%



The Rising Cost of Living is Affecting the Majority of Households



3 in 4 are impacted

Consumer inflation has steadily increased, reaching a year-over-year increase of 8.1% in June 2022. Nearly three in four Canadians reported that rising prices are affecting their ability to meet day-to-day expenses such as transportation, housing, food, and clothing.

High living costs have a greater impact on households with low incomes and on people who live with fixed incomes. More susceptible to poverty are those living with disabilities, single parents, racialized families and elderly single individuals. (Canada Without Poverty)

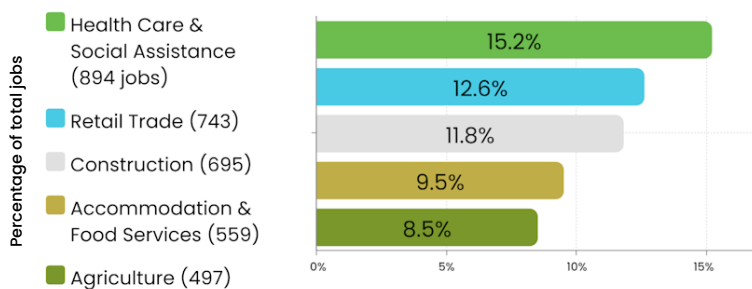
Poverty Reduction – What Is Being Done

Empowerment and capacity-building initiatives are vital to help vulnerable people achieve their full economic potential. Free programs for low income residents in PEC include:

- income tax clinics
- benefits screening that connects individuals to financial benefits, credits, and life stabilization supports
- skills and education upgrading
- employment connections
- systems navigation and
- legal assistance.

Top Industries by Employment in 2021

In 2021, there are 5,892 jobs (through employers) plus 2,497 self-employed.



Job Growth Challenges



Employers across most sectors are experiencing labour shortages amidst an aging labour force and historically low unemployment rates (4.3% in July 2022, PEC Economic Region).

Pandemic restrictions between 2019 and 2021 contributed to a loss of 518 jobs (from 6,410 down to 5,892). The sectors most impacted by job loss were hospitality, retail, self-employment, arts, and spectator sports. That job loss negated the 513 job gains during the previous 8 years (between 2011 to 2019)



Ontario Ministry of Agriculture, Food & Rural Affairs, Emsi Analyst

99.4% of PEC businesses are small (fewer than 100 employees). Small businesses are facing a long and challenging road to recovery from pandemic restrictions.



Two-thirds of small businesses (65%) have had to take on debt, at an average of \$160,000, just to survive the past two-years. (Canadian Federation of Independent Business).

Inclusive & Sustainable Economy – What Is Being Done



Thrive PEC provides opportunities for community-led conversations, visioning and activities that are focused on helping PEC become a better place to **LIVE, WORK** and **THRIVE**, at thrivepec.ca



SDG 3. Ensure healthy lives and promote well-being for all at all ages.

Health and well-being includes lifestyle and behaviours, life expectancy, and the circumstances that influence health.



We are now in the third year of the pandemic

Covid-19 Mortality Rate: 63 deaths in HPE as of July 23, 2022. 94% were ages 60+. (HPE Public Health Covid-19 Dashboard)



Delayed Health Care: 30% of Canadians needing health care services delayed seeking health care in the first year of Covid-19, potentially leading to poorer outcomes.

Health Care Staff Shortages: almost 2X greater in Canada than in 2019, driven by greater demand, staff burnout, illness and people leaving the profession. 165 job postings for Quinte Health Care (as of July 24/22)



The volumes of patients to QHC are higher than pre-Covid and are expected to continue. A new PECM Hospital is needed now more than ever. We need more space to meet the escalating need, which includes servicing the increased seasonal population.
Shannon Coull, PEC Memorial Hospital Foundation

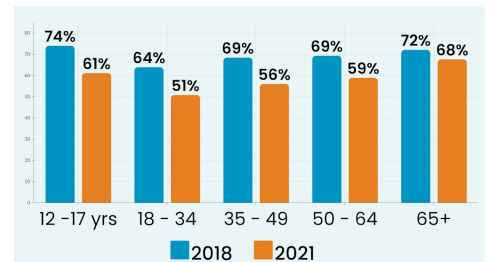


The need for mental health services has increased

Pandemic-related lockdowns intensified a sense of isolation and disconnection, and people have lost their sense of safety as well as certainty about the future, jobs and lives.

Mental Health Deteriorated during Covid-19

Percentage of Canadians reporting very good or excellent mental health (by age groups)



Prior to COVID, youth were at risk for poor mental health. In 2021 in Canada, only one in two youth aged 18 to 34 reported good mental health.

Experiences of PEC youth surveyed in 2017, 2018, and 2021 reflect the national statistics.

The most vulnerable groups among PEC youth are members of BIPOC communities, Indigenous youth, LGBTQ2S+, youth living with disabilities, and those living in poverty. (Greater Than County Youth Collective)

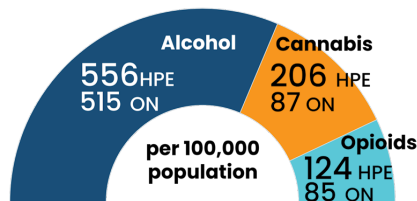
The increased need for mental health services is further straining a system that was already overwhelmed.

17%

PEC OPP have seen a 17% Increase in mental health act incidents in 2021 (over the 7 year average 2014 to 2021)

Mental Health and Problematic Substance Use

Hospital Attended Incidents
HPE Health Region in 2020*



(Public Health Ontario)
* Cannabis Harms in 2018

Substance use was on the rise during Covid-19, with a 75% increase in the number of opioid-related deaths in HPE in 2020 compared to 2019.

Problematic substance use is higher in HPE than the Ontario average.

Up to 50% of individuals diagnosed with a mental health disorder will also be diagnosed with a substance use disorder at some point in their lives. (Centre for Addiction and Mental Health)

Health Care – What Is Being Done

Capacity is being increased through construction of the new PECM Hospital and HJ McFarland Memorial Home.

The **PE Family Health Team** has hired a Physician Recruiter to form a Physician Recruitment and Retention Strategy.

Rental housing for new medical professionals is proposed as an incentive.

Mental health crisis workers will assist OPP officers on mental health calls. (IMPACT Team)

In-home medical check-ins by paramedics are being provided for the elderly or chronically ill.

The new **Hastings Prince Edward Ontario Health Team (HPE-OHT)** is removing barriers across 46 local health care providers.



PEC Needs More Doctors

83% PEC
93% ON

have family doctors

Only about 83% of PEC residents have a general practitioner (GP), far less than the provincial average of 93% (as of August 2022).

At least 10 doctors are retiring between 2023–2026. Lack of attainable housing is a deterrent to attracting new doctors. (PE Family Health Team)



EDUCATION

Read the Education details at PECdata.ca

SDG 4. Ensure inclusive and equitable quality education and promote lifelong learning opportunities for all.

The Impact of Covid-19 on Learning and Achievement

During the pandemic, many children and youth have experienced disengagement, chronic attendance problems, declines in academic achievement, and decreased credit attainment, with the impact far deeper for those already at-risk.

Remote learning has further revealed inequities in household internet access and technical capabilities. Low income households are significantly less likely to have home internet and multiple internet-enabled devices. (*Canadian Science Publishing*)



Tutoring at The **Recreation Outreach Centre (ROC)** helps students to get caught up on their studies.

Education During the Formative Years

Early child development sets the foundation for lifelong learning.



County Kids Read provides books to children in need.



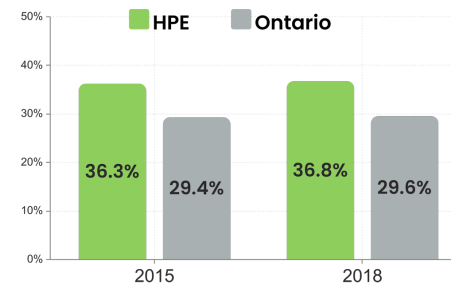
HUB Child & Family Centre EarlyON Program offers free, high-quality programs.

Almost 37% of Hastings Prince Edward (HPE) preschoolers are vulnerable in one or more domains of early development, compared to their Ontario peers at about 30% (as of 2018).

Early vulnerability predicts a child's lifelong health, learning and behaviour. (Public Health Ontario)


Early Development Vulnerabilities

The Early Development Instrument (EDI) measures a child's ability to meet age-appropriate expectations at school entry.



Children in low socioeconomic communities are almost twice as likely to be behind in early development skills as high-socioeconomic status peers. (Pan-Canadian Public Health Network)

Standardized Testing Results Perform Below the Province



Hastings Prince Edward (HPE) grades 3 to 10 standardized test results in reading, writing and math continue to perform below the province.

School Suspension Rate is More Than 2x the Province

7.7%
HPEDSB

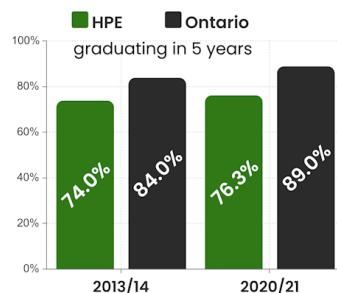
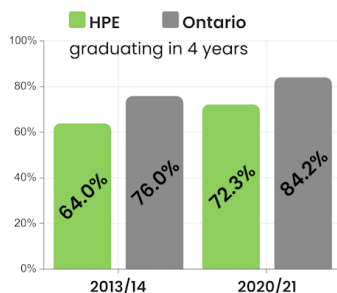
3.08%
ONTARIO

HPEDSB school suspension rate was 7.7% in 2018-2019, compared to the provincial rate of 3.08%. There is a risk that suspended students may not return to complete their education.

High School Graduation Rates are Slowly Climbing



Nearly 1 in 4 HPE students do *not* graduate from Grade 12. Graduation rates are improving but lag behind the province.



Education - What Is Being Done

Greater Than County Youth Collective involves 19 local organizations working together to support youth success, with the goal of raising the High School graduation rate in PEC to parity with the provincial average by 2026.

Lifelong Learning

The labour force is facing new opportunities and challenges that require new skills.

Prince Edward Learning Centre (PELC) is dedicated to helping adult learners acquire the skills needed to achieve their personal learning and employment goals.



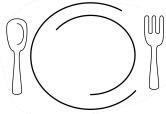
FOOD SECURITY



Read the Food Security details at PECdata.ca

SDG 2.1 End hunger and ensure access by all people, in particular the poor and people in vulnerable situations, including infants, to safe, nutritious and sufficient food all year round.

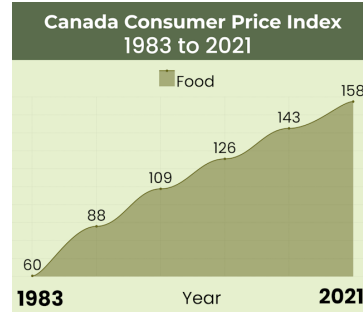
Food insecurity is the inadequate or insecure access to healthy, nutritious food due to financial constraints.



Surging food prices are amplifying the risk of food insecurity. In Ontario in 2020, an estimated **11.5%** of households were experiencing moderate or severe food insecurity. Persons under the age of 24 were the most affected.

11.5%

In Prince Edward County, this would represent almost 3,000 people.



The inflation rate of 8.1% in June 2022 was the largest yearly change since January 1983.

Food Security- What Is Being Done

The **Food Collective** involves 25 local organizations working together to reduce food insecurity. The vision is that every person in Prince Edward County has the means to consistently access and consume nutritious, affordable food.



PEC Fresh market offers fruits and vegetables at wholesale prices with the aim of helping to improve the health of our community.



Food to Share volunteers take the local bounty and produce prepared food that is distributed through the **food banks** and other groups.



Photo by Sue Capon, CountyLive

During the first year of Covid-19, volunteers at the **County Food Depot** (organized through The Food Collective), distributed over \$200,000 in food and gift cards to County residents.

An Innovative Empowering Approach to Sustainable Food Security in PEC would ...

(based on feedback from a PEC food security survey of clients and frontline workers in March 2021)



Be centrally coordinated	to make the best use of limited resources; to ensure equitable access throughout the County; to work toward stable funding
Connect people with resources	such as affordable housing, benefits screening, skill upgrades, group cooking sessions, community gardens ...
Be more accessible	located in welcoming and accessible environments; be open more often; offer home delivery options; have satellite food depots/fresh market truck
Empower clients	create opportunities for clients to give back, to be part of the solution to food insecurity; distribute grocery cards so people can buy what they actually need
Reduce stigma	improve the experience; anyone could be vulnerable at any time but stigma is a barrier to accessing food banks

Protecting Farmland



In the past decade, PEC's cropland acreage decreased by 8.23% or 7,105 acres. (Farmers Forum) Every day Ontario loses 319 acres of farmland to non-agricultural land uses like urban development and aggregate extraction. (Ontario Farmland Trust)

In PEC, the median age of farmers is 59 but 63% of PEC farms do NOT have succession plans. Will this farmland remain in use for agriculture?

Protecting farmland is key to food security for future generations – how can PEC prevent further loss of farmland? What support is needed to move toward sustainable food security?



SAFETY & JUSTICE



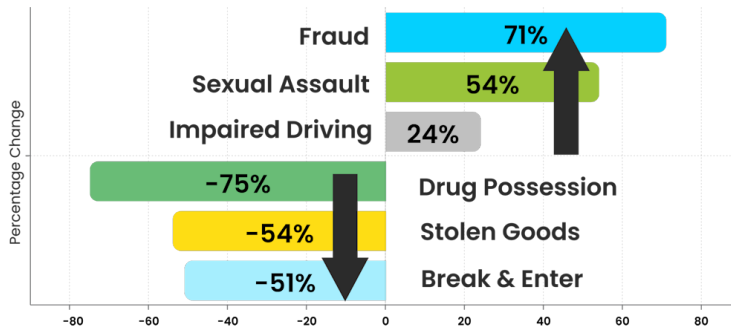
Read the Safety & Justice details at PECdata.ca

SDG 16.1 Residents are safe and secure, in person and online.



In the 2020-22 PEC OPP Action Plan, a survey of 400+ PEC residents shows that despite heavy tourism volumes in the summer months, PEC residents still generally feel safe: 96% state that they feel “safe”, with 76% saying they feel “very safe”.

Prince Edward County Police Services Board Report 2021 2021 Results vs. Seven Year Average (2014-2020)



Fraud

In 2021, 149 incidents of fraud were reported. The increase in reports may be related to increased awareness and comfort with reporting. Seniors are disproportionately targeted as victims of online fraud and phone scams. Fraud reports as of Q2 in 2022 are down just over 32% from 2021.

Sexual Assault

Of 37 reported assaults in 2021, about a third were historical. More victims of historical sexual assaults are coming forward, perhaps prompted by the #MeToo movement. Locally, the OPP work with youth and **Alternatives for Women** on education campaigns.

Impaired Driving

Increased RIDE programs and traffic stops help to discourage and intercept impaired driving. The new Uride program and summer evening shuttles provide transportation options to reduce impaired driving.

Property & Drug Crimes

The *Community Street Crime Unit* is a dedicated regional police group that deals with property crimes and substance abuse, which are closely related. Incidents are decreasing through these efforts.



Community Safety & Well-Being

The *Prince Edward County Community Safety and Well-Being Plan* is a long-term strategy to make safety and well-being a reality for vulnerable individuals, families, groups, and locations.

PEC OPP work collaboratively with local organizations on safety and well-being strategies.



CIVIC ENGAGEMENT & JUSTICE

SDG 16.6 Develop effective, accountable and transparent institutions at all levels.

SDG 16.7 Ensure responsive, inclusive, participatory and representative decision-making at all levels.

A healthy democracy needs citizens who feel their votes count, are informed, participate, debate, and advocate. It needs governments at all levels to be transparent, inclusive, consultative, and trustworthy.

The next municipal election will take place on October 24, 2022. Voting can be done online or in-person to improve the accessibility of voting for all residents in the County.

REPRESENT is a volunteer-run initiative to promote more balanced and reflective local government by connecting, engaging and supporting underrepresented people who are interested in participating in local government. For more information email representpec@gmail.com



Have Your Say, Prince Edward County's municipal online engagement website, invites residents to follow issues, share ideas, give feedback, and join the conversation to help shape County projects. This is an opportunity to have your say at haveyoursay.thecounty.ca



TRANSPORTATION

Read Transportation details
at [PECdata.ca](https://pecdata.ca)

SDG 11.2 Provide access to safe, affordable, accessible and sustainable transport systems for all, with special attention to the needs of those in vulnerable situations.



Public Transit

County Transit non-profit public transportation provides on-demand and fixed routes to Belleville, as well as seasonal shuttle services within PEC. This pilot project launched in August 2020 through efforts of the **Getting Around Transportation Collective**.

Quinte Access provides door-to-door service for seniors & those with limited mobility. This service was initiated by **Prince Edward District Women's Institute**.

Automobile

Uride is a new pilot in PEC that provides ridesharing services.

Escorted transportation is available through **Volunteer + Information HPE** and **Community Care for Seniors Association**. Delivery of groceries and essential supplies can also be arranged for seniors and people confined at home.



Bicycle

The County of Prince Edward has completed its Cycling Master Plan (CMP) that provides direction and recommendations on The County's network of continuous and connected cycling routes.

Commuting & Remote Work



IDEAL COMMUTE
15 minutes or less

The pandemic and working remotely has shifted attitudes about commuting – nearly a third of Canadians want a commute of no more than 15 minutes. (Angus Reid)

31.6% of PEC workers have commute durations of less than 15 minutes compared to Ontario at 24%. (2016 census)

The flexibility to work remotely has inspired a migration from cities to rural areas including PEC.



ENVIRONMENT

Read Environment details
at [PECdata.ca](https://pecdata.ca)

SDG 13. Take urgent action to combat climate change and its impacts.

SDG 15. Protect, restore and promote sustainable use of terrestrial ecosystems, sustainably manage trees, combat desertification, and halt and reverse land degradation and halt biodiversity loss.

Climate Change

PEC is experiencing the early effects of climate change. Left unabated, the long-term effects of hotter climate and intermittent, sustained droughts and flooding will risk humans, wildlife and agriculture.



Water Quality

More than 10,000 tonnes of plastic are dumped into the Great Lakes every year – they now have a higher concentration of plastic pollution than the ocean garbage patches. (Environmental Defence)

Progress was being made until Covid-19 hit, when hygiene fears and the demand for masks unleashed a plastic pollution pandemic. (New Scientist)

Natural Heritage

The popularity of PEC is generating more interest and pressure from tourism and developers. Protecting natural heritage systems, agricultural resources, and human health and safety are key issues when considering development in the County.

Environment –What Is Being Done

The County's **Environment and Sustainability Hub** provides **resources** to engage residents as part of the solution.

The new **Official Plan** (July 8, 2021) includes a number of policies aimed at environmental protection.

The **South Shore Joint Initiative** goal is to ensure permanent protection of 6,000 acres of public land in the biodiverse South Shore.

Among many local water quality protection initiatives, **Bay of Quinte Remediation Action Plan (BQRAP)** has resolved 8 of 11 serious environmental challenges.



VITAL IMPACT



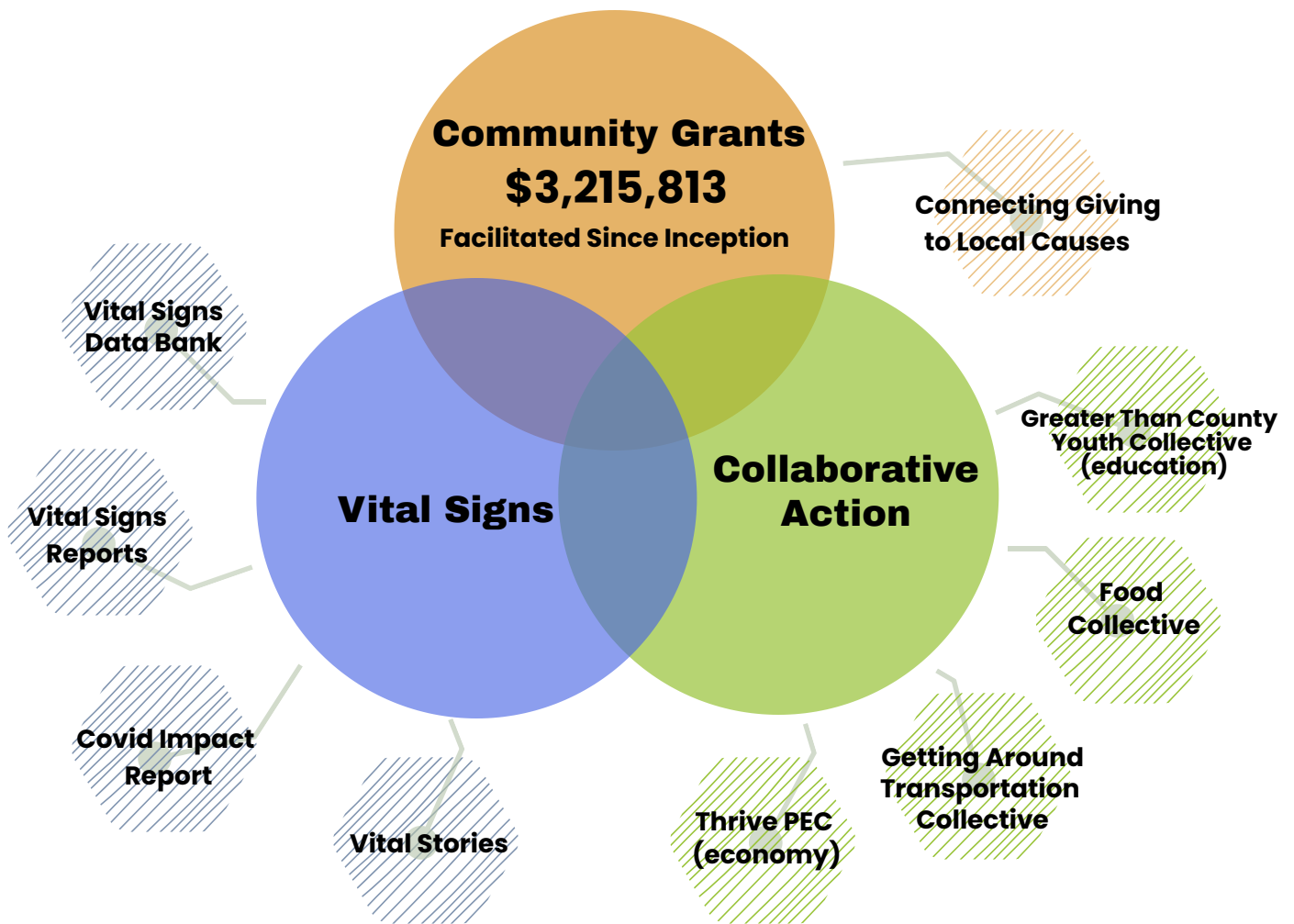
Our vision is to improve the lives of present and future generations in Prince Edward County by working together to build a place where everyone belongs and all can thrive.

The County Foundation is one of 201 community foundations across Canada, offering leadership and funding to support initiatives that benefit our community. Our ongoing work as an asset-builder and grant-maker provides a strategic perspective from which to see trends, challenges, and connections in our community. The Foundation has 3 core activities:

Collecting and analyzing data to produce *Vital Signs*, a leading-edge report that identifies fact-based social and economic community needs.

Developing charitable funds and facilitating *grants* to community groups that build capacity to address community needs.

Catalyzing and supporting *collaborative action* toward transformational change.



Areas of Granting

- ◆ Community
- ◆ Youth & Education
- ◆ Food Security
- ◆ Poverty Reduction
- ◆ Housing
- ◆ Transportation
- ◆ Health & Wellness
- ◆ Arts & Culture
- ◆ Agriculture
- ◆ Recreation
- ◆ Safety
- ◆ Heritage
- ◆ Environment
- ◆ Animal Welfare

Thank You to our Vital Signs Sponsors



COMMUNITY
FOUNDATIONS
OF CANADA

Acknowledgements

We are grateful for the contributions of the Vital Signs review team and the community organizations and individuals that provided statistics, reports and comments, all of which informed the preparation of this report.. The complete list is online.

CALL to ACTION

You can help us make
a difference. We invite
you to get involved by:

SHARING & DISCUSSING the report with others.

PROVIDING FEEDBACK about Vital Signs reports and data.

VOLUNTEERING with a group working on addressing the issues.

CONTRIBUTING to a current fund that supports VitalSigns® priorities.

CREATING a fund or making a bequest.

Contact us at: The County Foundation • thecountyfoundation.ca

info@thecountyfoundation.ca • 613.519.4470